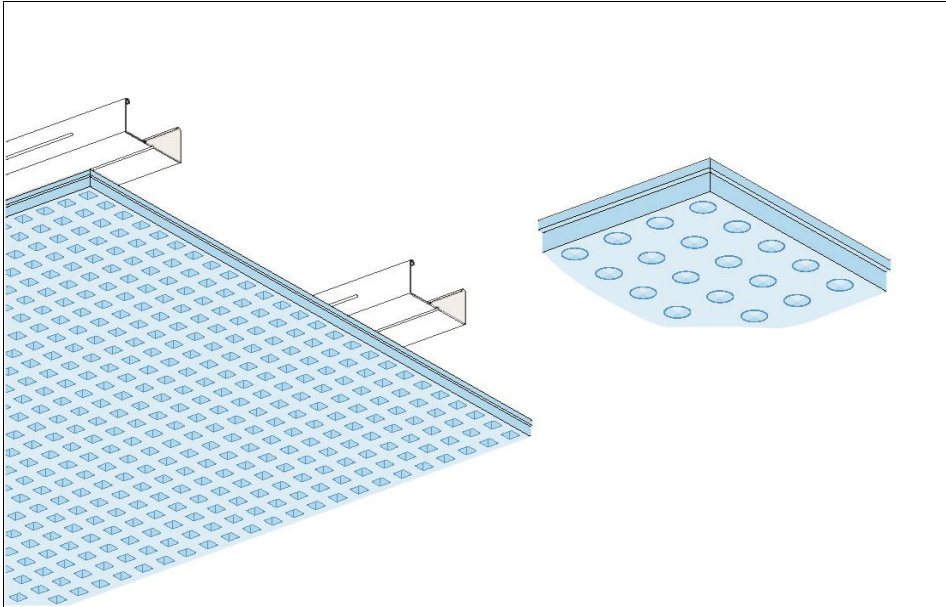


Note on English translation

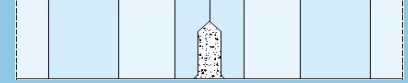
This is a translation of the technical data sheet valid in Iran.

All stated details and properties are in compliance with the regulations of the Iran standards and building regulations. They are only applicable for the specified products, system components, application rules, and construction details in connection with the specifications of the respective certificates and approvals.

Kplus Pars denies any liability for applications outside of Iran as this requires changes acc. to the respective national standards and building regulations.



Product Data Sheet



Drywall Systems

2021-07

K+ Acoustic board UFF

Gypsum board for sound absorption

Product description

K+ Acoustic board with surrounding notch joint UFF are perforated gypsum boards in compliance with EN 14190. K+ Acoustic board UFF has a fibre fleece lining in black on the rear of the board.

- Rear side board line: pink

Storage

Store boards on wooden pallets in a dry environment.

Products codes:

Refer to K+ Pars Price List

Fields of application

The main field of application for K+ Acoustic board UFF is the cladding of ceiling and lining systems for the improvement of acoustic and sound absorption or for the individual room design respectively.

Properties and added value

- Sound absorbing
- Countinous perforation for seamless visual effect
- Quick and precise application
- Simple use of cut boards
- Easy application
- Bendable

K+ Acoustic board UFF

Gypsum board for sound absorption



Application

Installation

Application in accordance with the relevant standards as well as relevant "K+ Acoustic boards Catalogue".

Screw fastening

Screw on to CD Channels with Screws SN 3.5x30 mm. TN screws can also be used as an alternative.

Jointing


Joint filling with TRIAS.

Coating

Before further coating are applied, the filled surface must be free of dust and the of the gypsum boards should always be primed.

Only apply coatings with a short pile roller.

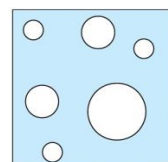
Technical data

Description	Unit	Value	Standard
Board width	mm	See product range	—
Board thickness	mm	12.5	—
Reaction ton fire	Class	A2-s1, d0	EN 14190
Edge types	—	UFF 	—
dimensional tolerances			EN 14190
■ Width	mm	+1 / -1	
■ Length	mm	+1 / -1	
■ Thickness	mm	+0.5 / -0.5	
■ Angularity	mm	+2 / -2	
Thermal conductivity λ (non-perforated board)	W/(m.k)	approx. 0.23	EN ISO 10456
Shrinkage and expansion per 1% change of relative air humidity	mm/m	0.005 – 0.008	—
Shrinkage and expansion per 1 Kelvin change of temperature	mm/m	0.013 – 0.02	—
Density (non-perforated board without fleece)	kg/m ³	approx. 824	—
Board weight (non-perforated board without fleece)	kg/m ²	approx. 10.3	—
Flexural breaking load (non-perforated board without fleece)			
■ Longitudinal direction	N	≤ 610	DIN 18180
■ Transverse direction	N	≤ 210	DIN 18180
Max. limit for long term temperature exposure	°C	≤ 50	—
Sound absorption coefficient	α_w	0.45 to 0.75	—

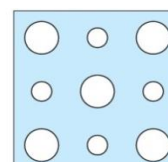
Product range

Description	Application	Packaging unit	Material number	Weight Kg/m ²
Acoustic Board UFF 12/20/35 R	1200 x 2376 x 12.5 black fleece lining	42 pieces / pallet	453114312002376	9.39
Acoustic Board UFF 12/20/66 R	1188 x 2376 x 12.5 black fleece lining	42 pieces / pallet	453113311882376	9.41
Acoustic Board UFF 8/18 Q	1188 x 2376 x 12.5 black fleece lining	42 pieces / pallet	453112311882376	9.31

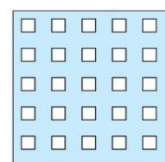
12/20/35 R



12/20/66 R



8/18 Q



Kplus Direct:
 Technical support Dept.
Phone: (+98) 21 8820 7929
 Fax: (+98) 21 88203126

www.kplusi.ir

K Plus Pars PJSC
 No. 19, East Qobadian Alley, Nelson Mandela (Africa) Blvd., 19176-34611, Tehran, Iran

All technical changes reserved. Only the current printed instructions are valid. Our warranty is expressly limited to our products in flawless condition. All application quantities and delivery amounts are based on empirical data that are not easily transferable to other deviating areas. The stated information represents current state-of-the-art K+ technology. The entire state of approved engineering rules, appropriate standards, guidelines, and rules of craftsmanship are not included herewith. These and all application instructions have to be adhered to separately by the installer.

All rights reserved. All amendments, reprints and photocopies, including those of excerpts, require the express permission of Kplus Pars.